



ಬೃಹತ್ ಬೆಂಗಳೂರು ಮಹಾನಗರ ಪಾಲಿಕೆ
Bruhat Bengaluru Mahanagara Palike



BBMP COVID-19 WAR ROOM 09.02.2023

BBMP / COVID-19 WAR ROOM / BULLETIN – 1053/ 09.02.2023 / #BBMPfightsCOVID19



OVERVIEW OF COVID-19 IN BENGALURU

CASE TRENDS ACTIVE CASES **72**

Confirmed Cases	Recovered Cases	Death Cases
9	11	0
18,77,632 [#]	18,60,569 [#]	16,991 [#]

HOSPITALIZATION **8**

ICU – V	ICU	HDU	General
-	-	-	8

INCLUDES GOVT. QUOTA AND PRIVATE WALK-IN HOSPITALIZATION

VACCINATION **918** 2,06,93,239[#]

First Dose	Second Dose	Precaution Dose
43	107	768
96,89,092 [#]	95,10,503 [#]	14,93,644 [#]

TRIAGING

MTU
2
Tele Triage
5

ACTIVE CZs

0
MCZs (< 5 cases)
0
Clusters (> 5 cases)
0

TESTING **1,099** 3,21,68,170[#]

Positivity : 1.43%	RAT	RTPCR
<small>*FOR LAST 7 DAYS</small>	182	917

: indicates cumulative numbers till date



ABSTRACT OF COVID-19 SCENARIO IN BENGALURU

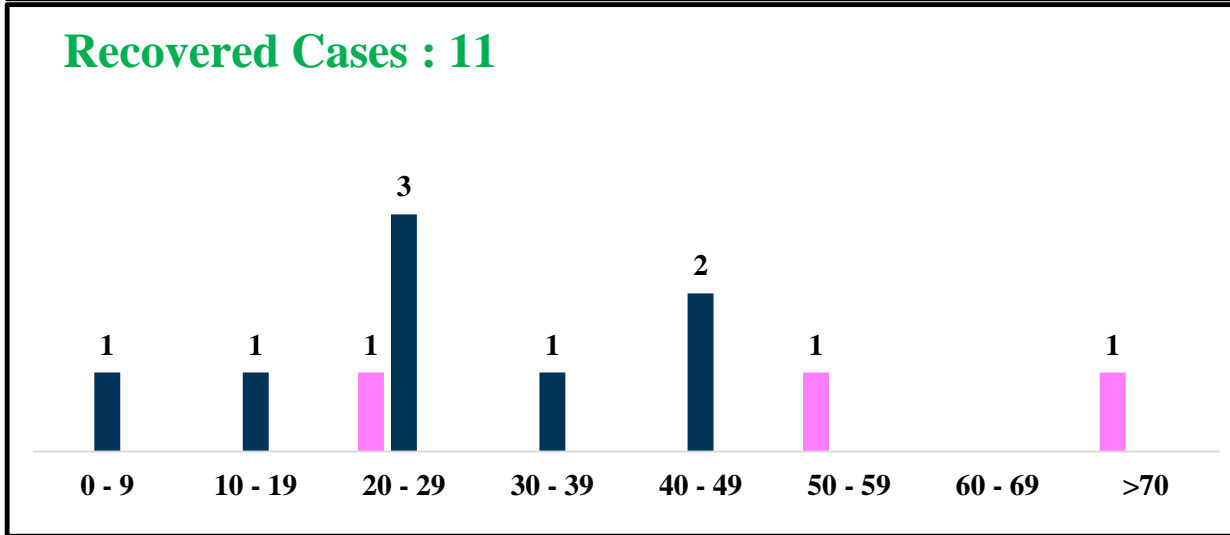
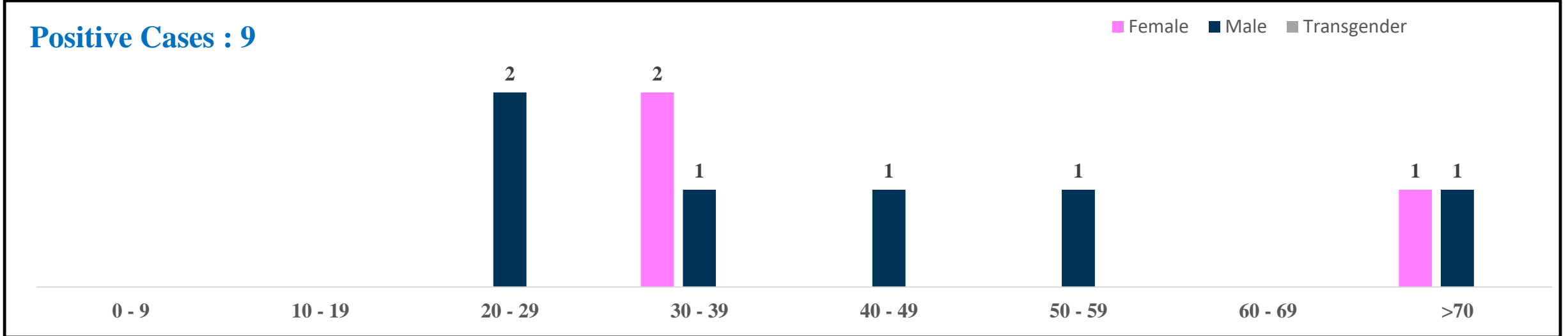


	MALE			FEMALE			TRANSGENDER			TOTAL		
	Last 24 Hours	Last 7 Days	Cumulative	Last 24 Hours	Last 7 Days	Cumulative	Last 24 Hours	Last 7 Days	Cumulative	Last 24 Hours	Last 7 Days	Cumulative
Positive Cases	6	63	11,07,119	3	45	7,70,317	0	0	196	9	108	18,77,632
Recovered Cases	8	78	10,94,752	3	68	7,64,687	0	0	187	11	146	18,60,569
Death Cases	0	0	10,761	0	0	6,226	0	0	4	0	0	16,991
Total Tests Done	In Last 24 hrs. : 1,099			In last 7 days : 7,568			Cumulative : 3,21,68,170					
Vaccine Doses Administered	In Last 24 hrs. : 918			In last 7 days : 7,607			Cumulative : 2,06,93,239					
ACTIVE CASES									72			

*Covid deaths occurred today : 00 | Covid deaths occurred beyond last 24hrs., reported today : 00



LAST 24 HOURS AGE GROUP AND GENDER WISE DISTRIBUTION

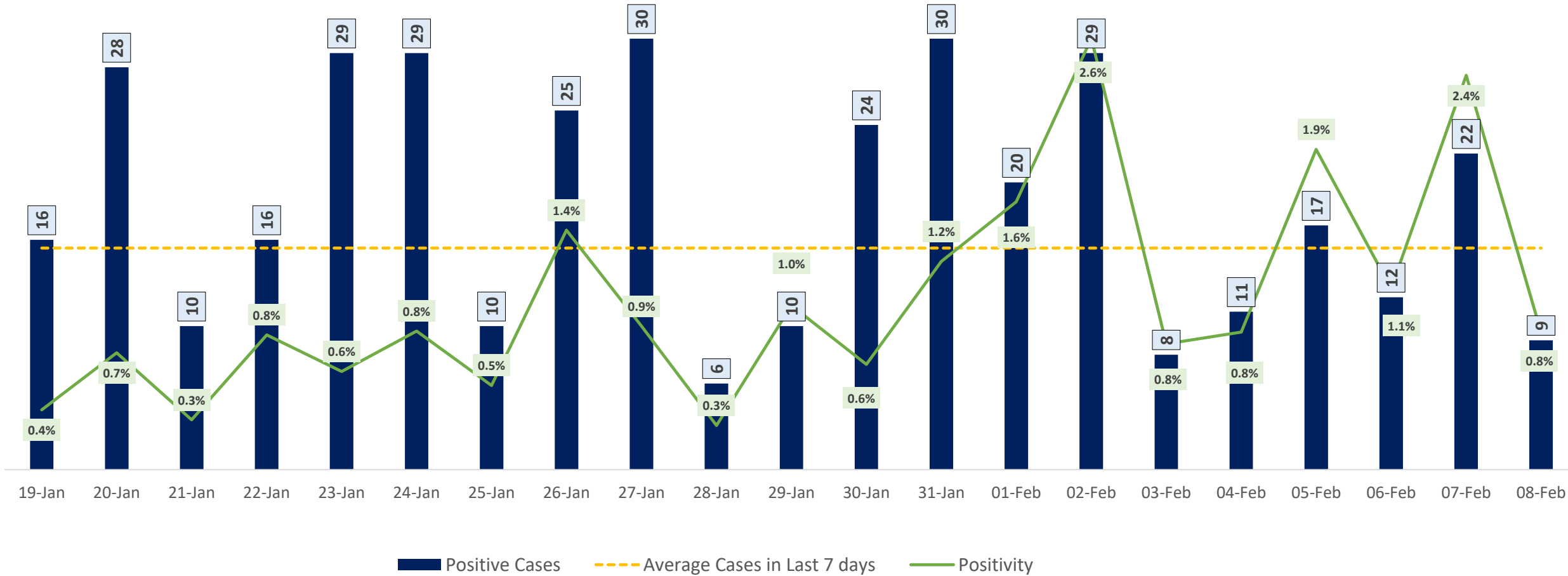




POSITIVITY RATE OF BENGALURU – LAST 21 DAYS



Average Cases in Last 7 days : 15

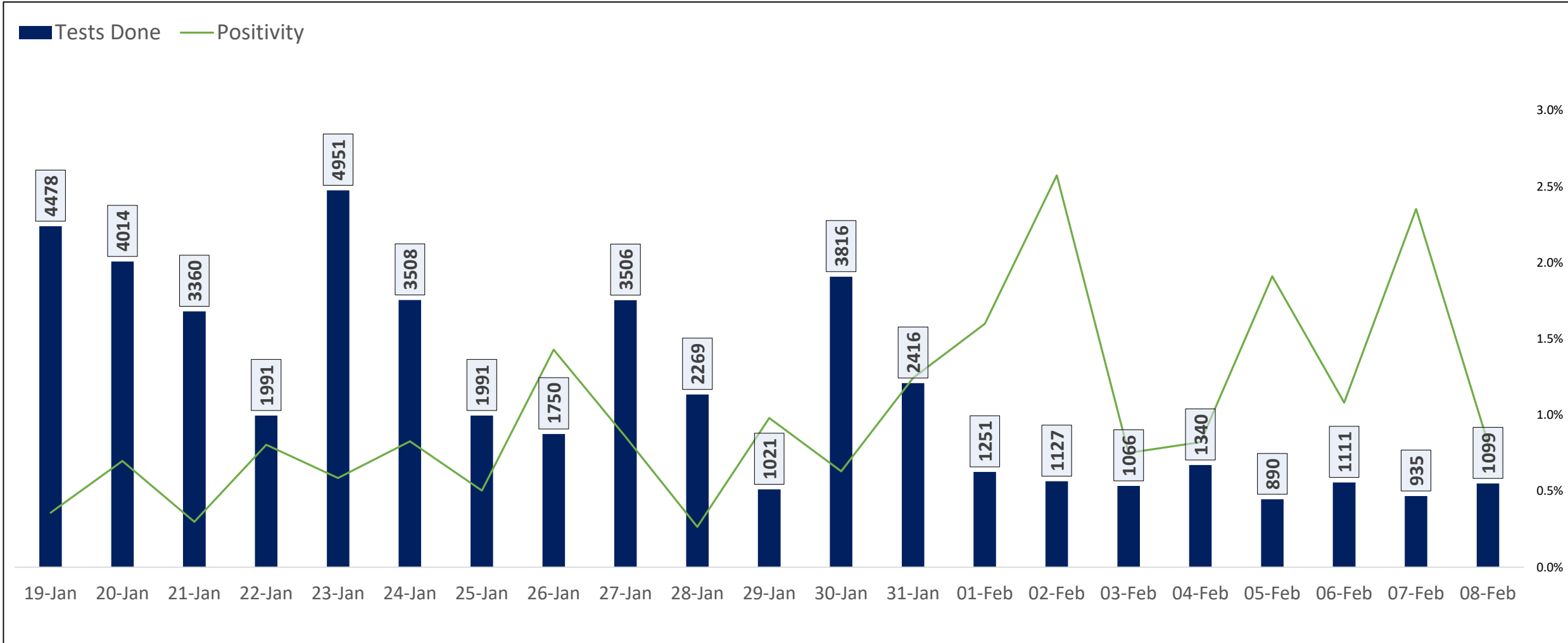




TESTING TRENDS IN BENGALURU

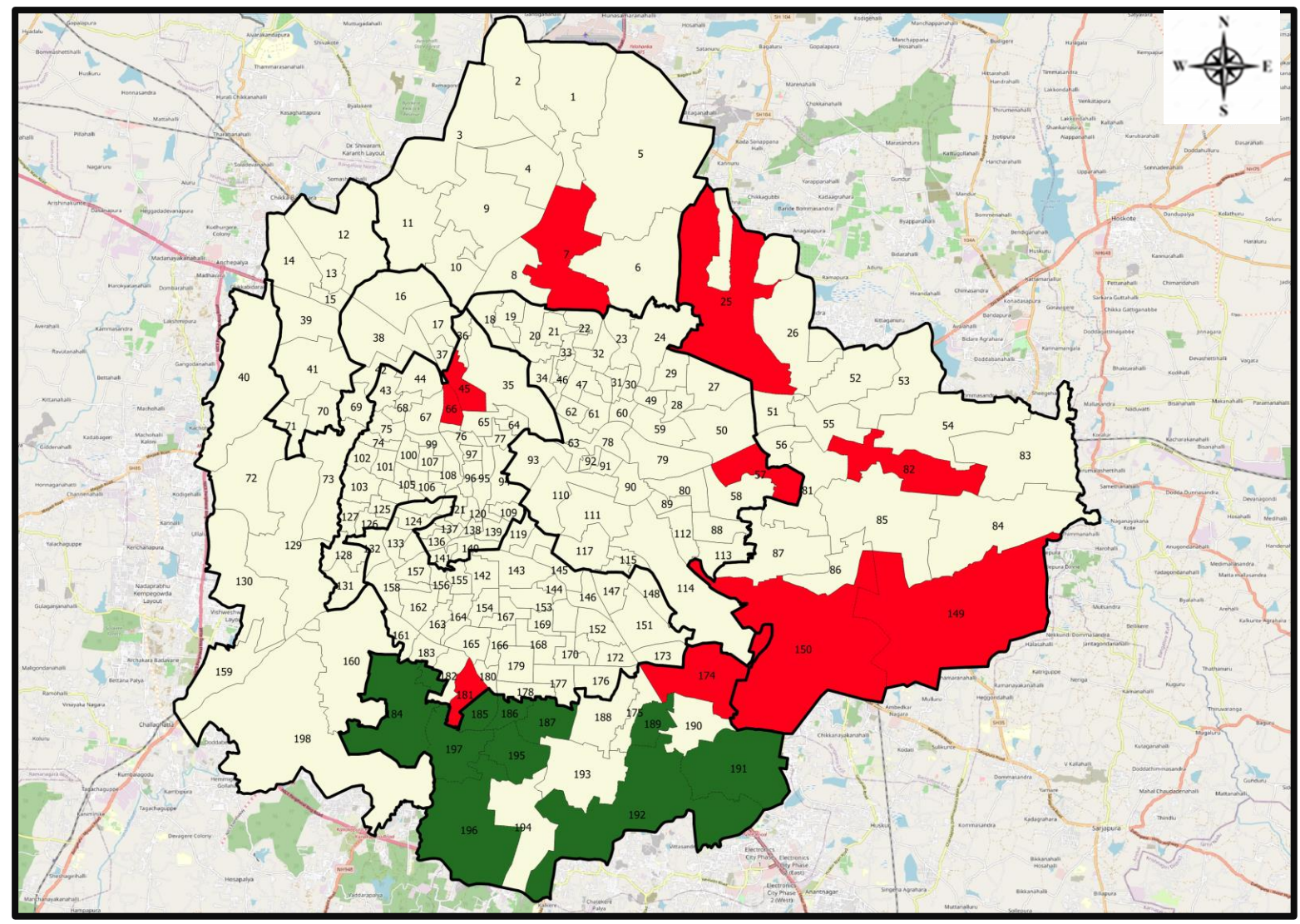


Total Test Conducted Till Date	Test Conducted Last 24 hours	Last 7 Days Average
3,21,68,170	1,099	1,081





BENGALURU URBAN MAP SHOWING TREND OF POSITIVE CASES IN LAST 7 DAYS



Top 10 wards reporting highest number of positive cases in last 10 days

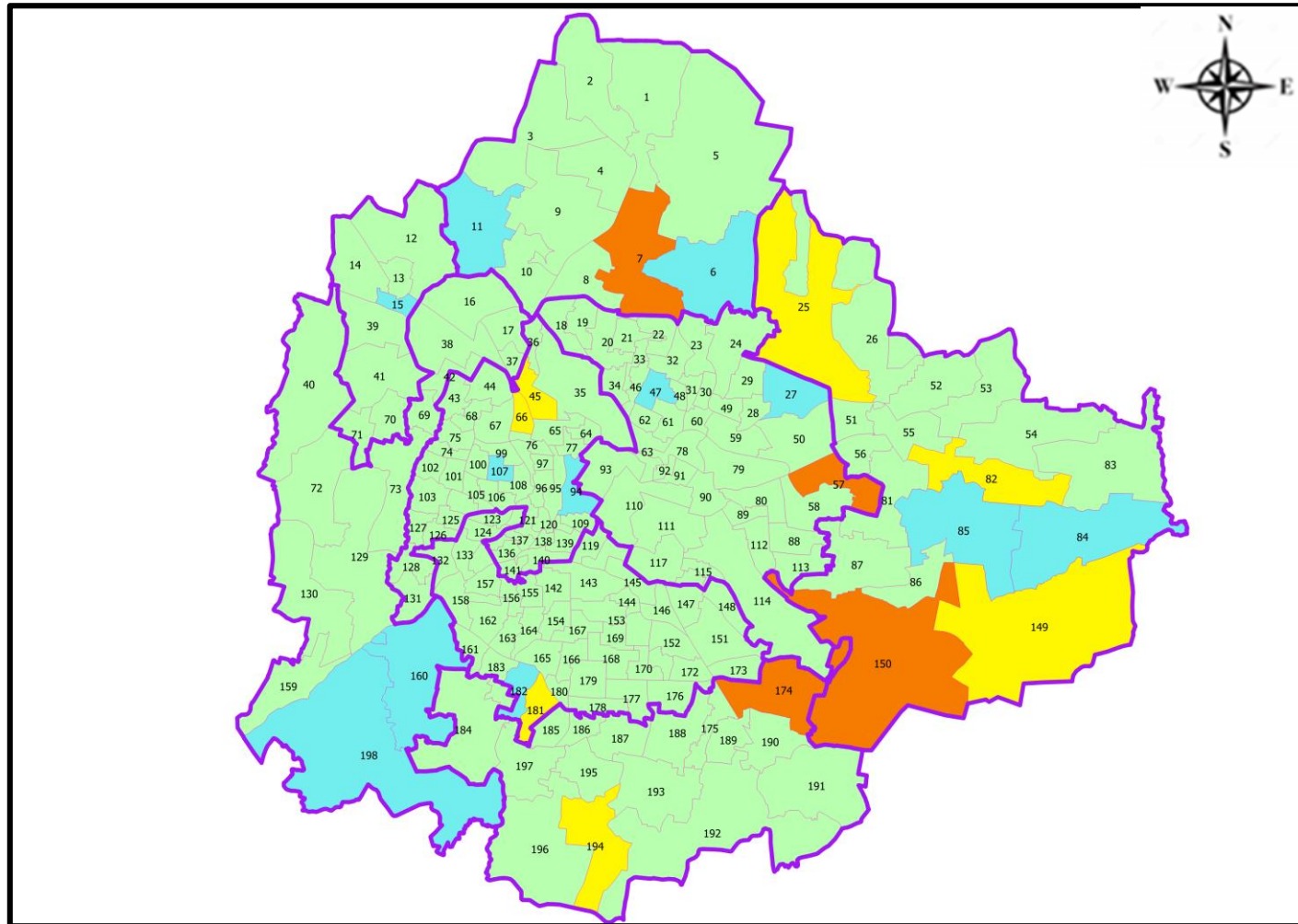
Ward No.	Ward Name	Daily Cases Average
150	Bellanduru	2
7	Byatarayanapura	1
57	CV Raman Nagar	1
174	HSR Layout	1
82	Garudachar Palya	1
149	Varthuru	1
25	Horamavu	1
45	Malleswaram	1
66	Subramanya Nagar	1
181	Kumaraswamy Layout	1







Top 10 wards reporting least number of positive cases in last 7 days

Ward No.	Ward Name	Daily Cases Average
197	Vasanthpura	0
196	Anjanapura	0
195	Konanakunte	0
192	Begur	0
191	Singasandra	0
189	Hongasandra	0
187	Puttenahalli	0
186	Jaraganahalli	0
185	Yelchenahalli	0
184	Uttarahalli	0



BENGALURU MAP SHOWING INTENSITY OF POSITIVE CASES IN LAST 7 DAYS



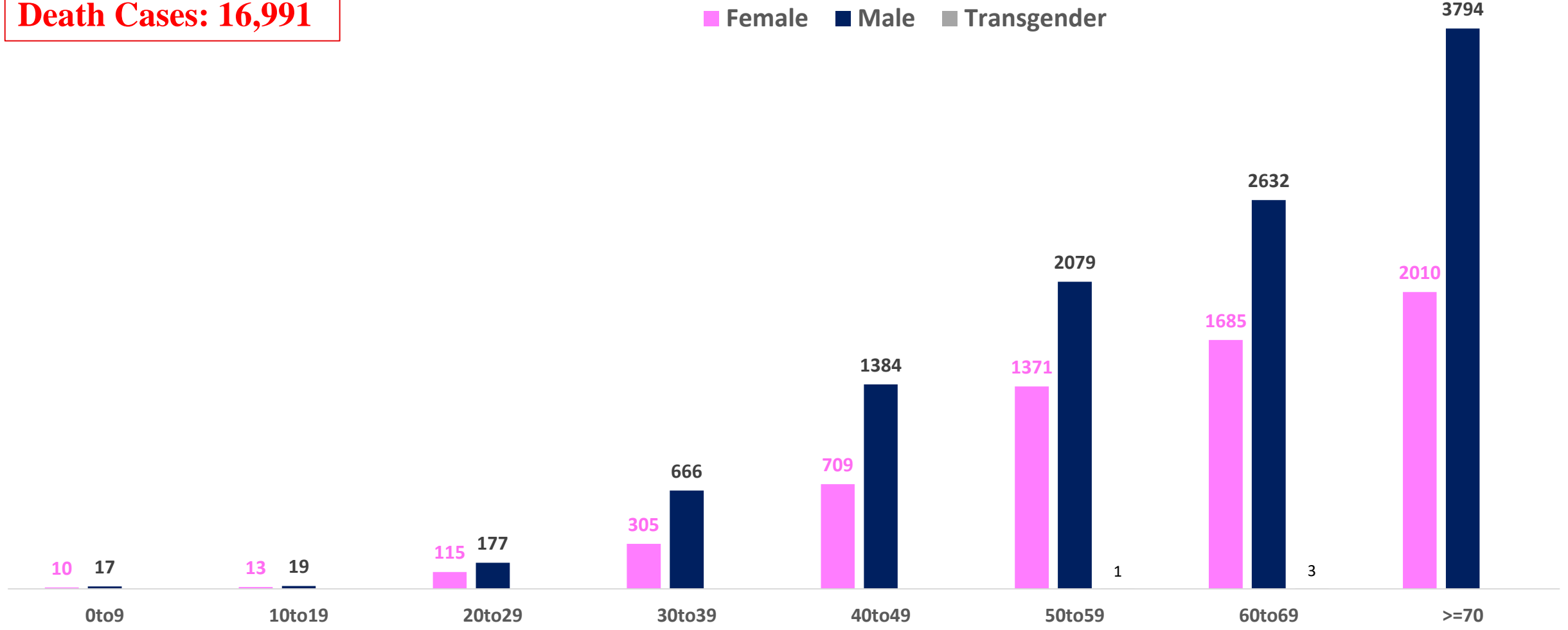
-  **Level 1 : 0 to 1 Cases**
-  **Level 2 : 1 to 3 Cases**
-  **Level 3 : 3 to 5 Cases**
-  **Level 4 : 5 to 10 Cases**
-  **Level 5 : More than 10 Cases**
-  **Zone Boundaries**



AGE AND GENDER WISE DISTRIBUTION OF DEATH CASES



Death Cases: 16,991





COVID-19 SCENARIO IN BENGALURU AND OTHER METROPOLITIAN CITIES



CITY NAME	Positive Cases	Active Cases	Recovered	Deceased	Vaccine Doses Administered
New Delhi	20,07,377	10	19,80,845	26,522	3,73,17,328
Bengaluru*	18,77,632	72	18,60,569	16,991	2,37,78,980
Mumbai	11,54,329	12	11,34,570	19,747	2,21,34,555
Chennai	7,93,255	9	7,84,175	9,071	1,13,96,462

Source : <https://dashboard.cowin.gov.in/> at 5:00pm (09.02.2023)
Source : <https://www.covid19bharat.org/> at 5:00pm (09.02.2023)

*includes BBMP & Bengaluru Urban



SNAPSHOT OF COVID-19 CASES IN BENGALURU URBAN



**Total Wards With
0 Cases* :
143**

**Tests Conducted
on 08.02.2023:
1,099**

**Recovery
Rate*:
99.09%**

**Total
Active Cases :
72**

**Total Vaccinated
on 08.02.2023:
918**

**Positivity
Rate* :
1.43%**

**Active
Rate*:
0.00%**

**Case
Fatality Rate* :
0.00%**





*Total positive cases In the past 7 days

*CFR and positivity is for Past 7 days



ಬೃಹತ್ ಬೆಂಗಳೂರು ಮಹಾನಗರ ಪಾಲಿಕೆ
Bruhat Bengaluru Mahanagara Palike



Download BBMP Bulletin	https://apps.bbmpgov.in/covid19/mediabulletin.php
To register for vaccination :	https://selfregistration.cowin.gov.in/
BBMP COVID19 Dashboard:	https://apps.bbmpgov.in/covid19/
Follow us on:	 www.facebook.com/bbmp.comm1/
	 twitter.com/BBMPCOMM
	  BBMPSplHealth

Issued by:

Honorable Chief Commissioner, BBMP
Special Commissioner Health, BBMP
MD, Bengaluru Smart City Limited

THANK YOU !

